

# PLANAR®

See Back for More Information →



Q41G78S193524C

## Planar Simplicity M Series QUICK START GUIDE

### Planar Simplicity M Series

Thank you for choosing the Planar® Simplicity™ M Series display, offered in six different models: SLM432-T, SLM502-T, SLM552-T, SLM652-T, SLM752-T, SLM862-T

Customer Service:

To view user manual and other support documents, please visit:

**[www.planar.com/support](http://www.planar.com/support)** or call  
**1-866-PLANAR1 (1-866-752-6271)**  
or **+1 503-748-5799 outside the US.**

Planar is a global leader in display and digital signage technology, providing premier solutions for the world's most demanding environments.

# 1

## Display Set-up

1. Follow all instructions found in the "Planar Simplicity M Series" Guide.
2. If it is necessary, clean the front surface of the display by using a clean, dry, soft cloth.
3. If the surface requires additional cleaning, use LCD wipes or LCD screen cleaner.  
Do not let cleaner seep into the display, as it may cause electrical shock or damage.
4. Refer to the Planar Display Cleaning Guidelines for more information.
5. Connect the video and power cables.
6. Power on system.

ENERGY STAR is a program run by the U.S. Environmental Protection Agency (EPA) and U.S. Department of Energy (DOE) that promotes energy efficiency. This product qualifies for ENERGY STAR in the "factory default" settings and this is the setting in which power savings will be achieved. Changing the factory default picture settings or enabling other features will increase power consumption that could exceed the limits necessary to qualify for ENERGY STAR rating.



For more information on the ENERGY STAR program, refer to [energystar.gov](http://energystar.gov).

**WARNING:** This equipment is compliant with Class A of EN55032/CISPR 32. In a residential environment this equipment may cause radio interference.

Source code for software licensed under the GPL or certain other open source licenses is available at [www.planar.com/opensource](http://www.planar.com/opensource). If you prefer, you can receive a copy of the source code on a CD-ROM or USB drive by writing to Planar Systems, Inc., Attn: Simplicity M Series Product Marketing, 1195 NE Compton Drive, Hillsboro, OR 97006 USA. You will be charged for the actual costs of providing the code, including media and postage. This offer is valid for three years from our distribution of the product. Source code is not covered by the Planar product warranty. Source code is provided AS IS, with no warranties, representations or conditions of any kind. Planar will have no liability for your use of the source code.

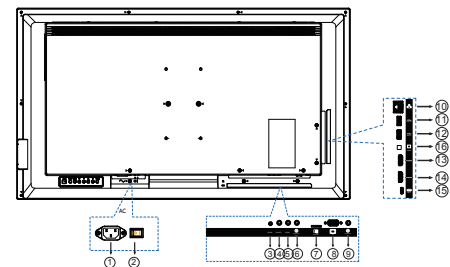


The terms HDMI, HDMI High-Definition Multimedia Interface, HDMI Trade dress and the HDMI Logos are trademarks or registered trademarks of HDMI Licensing Administrator, Inc.

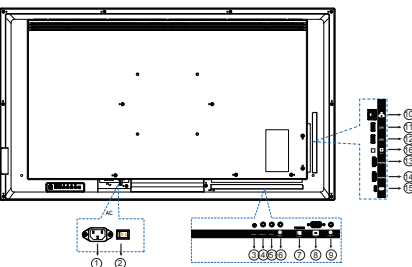
# 2

## Control Panel

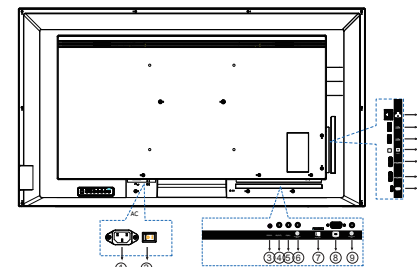
SLM432-T



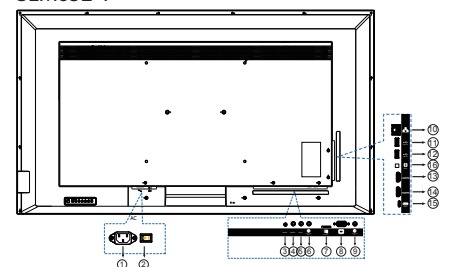
SLM502-T



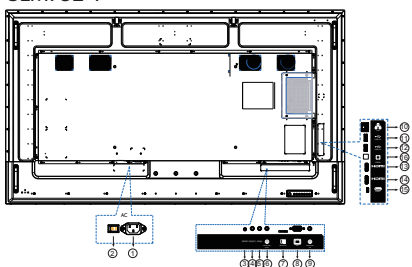
SLM552-T



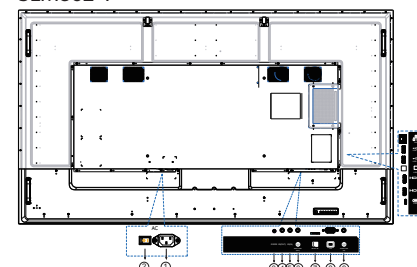
SLM652-T



SLM752-T



SLM862-T



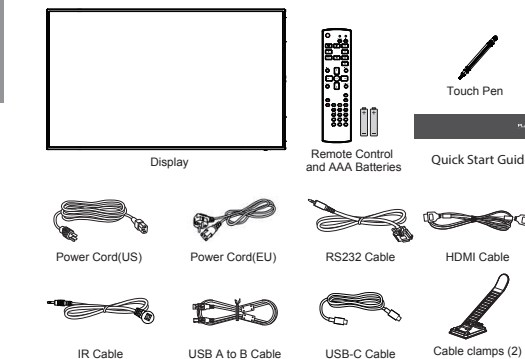
Connector locations and mounting points may differ depending on the model.

- ① AC IN
- ② MAIN POWER SWITCH
- ③ RS232
- ④ IR(OUT)
- ⑤ IR(IN)
- ⑥ AUDIO LINE (OUT)
- ⑦ MICRO SD
- ⑧ VGA
- ⑨ AUDIO LINE (IN)
- ⑩ LAN
- ⑪ USB 3.0
- ⑫ USB 2.0
- ⑬ HDMI 1
- ⑭ HDMI 2
- ⑮ USB-C
- ⑯ USB B

# 3

## Package Overview

Contents -



Note: This equipment has been tested and found to comply with the limits for a Class A digital device, pursuant to part 15 of the FCC Rules. These limits are designed to provide reasonable protection against harmful interference when the equipment is operated in a commercial environment. This equipment generates, uses, and can radiate radio frequency energy and, if not installed and used in accordance with the instruction manual, may cause harmful interference to radio communications. Operation of this equipment in a residential area is likely to cause harmful interference in which case the user will be required to correct the interference at his own expense.

Industry Canada (ICES-003): This Class A digital apparatus complies with Canadian ICES-003. Cet appareil numérique de la classe A est conforme à la norme NMB-003 du Canada.

Any changes or modifications to the display not expressly approved by Planar could void the user's authority to operate this equipment.

### Important Waste Disposal Information:

Please recycle or dispose of all electronic waste in accordance with local, state, and federal laws. Additional resources can be found online at <http://www.planar.com/about/green/>.