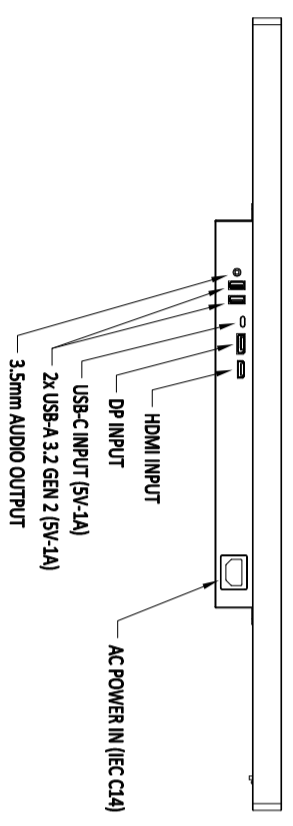
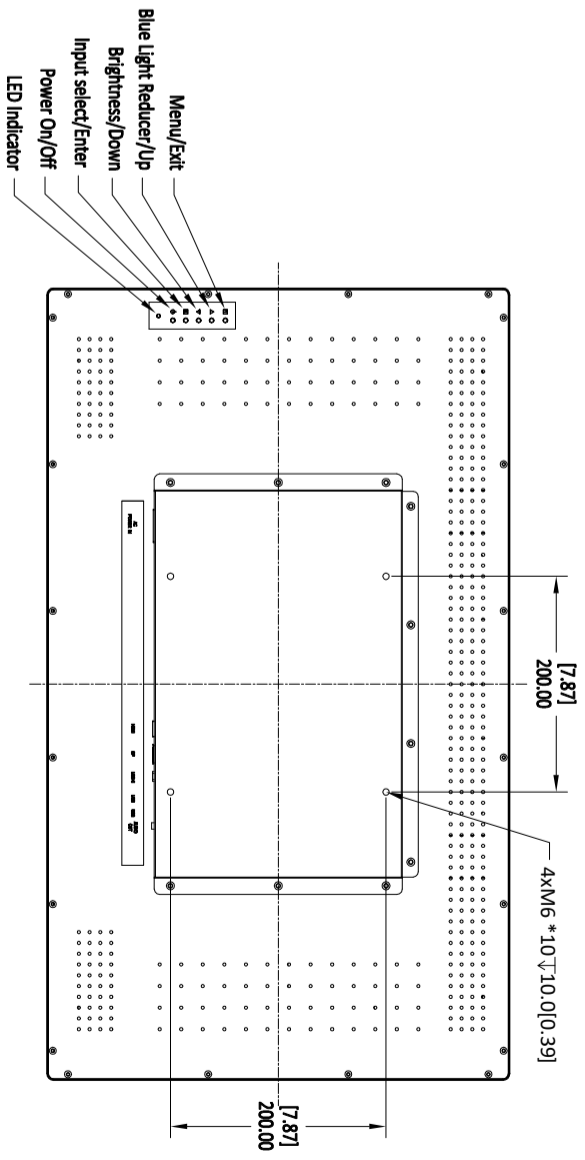
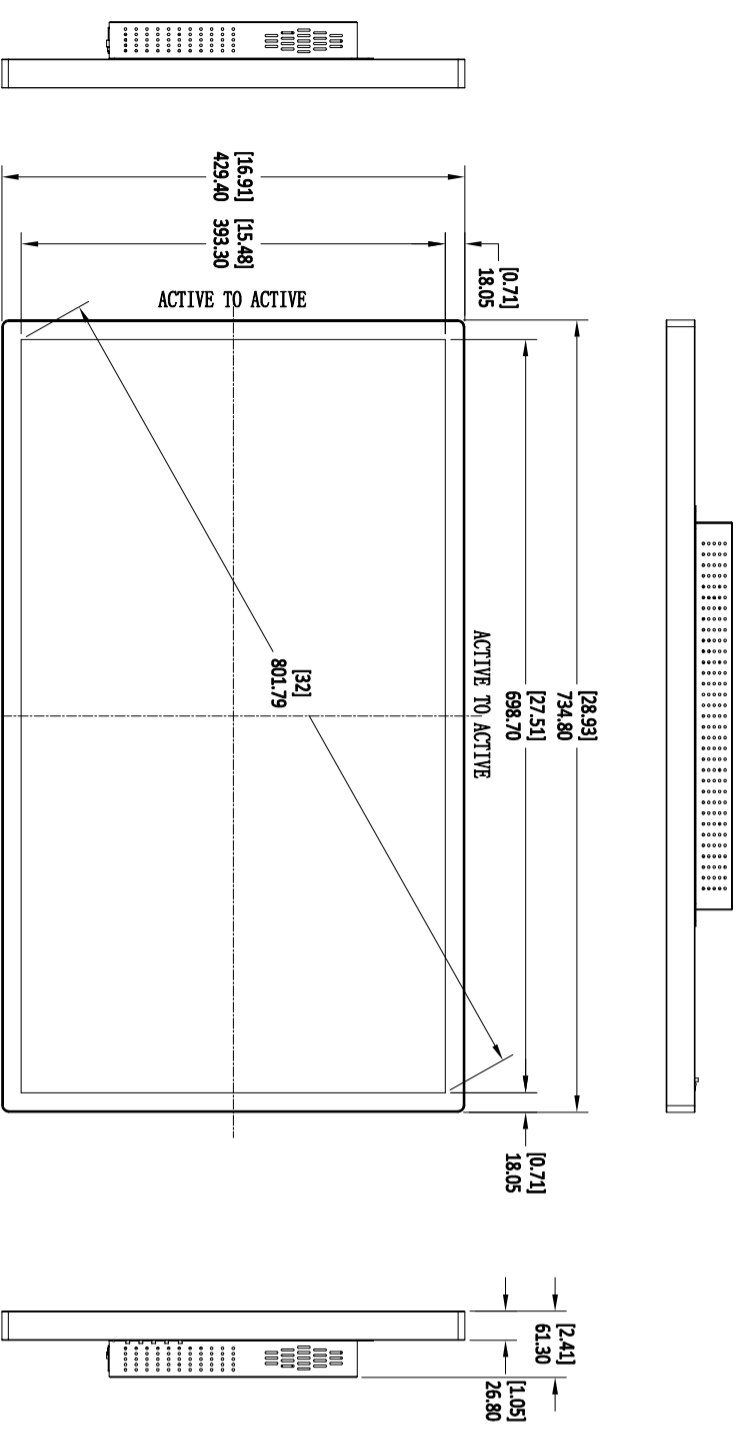


REVISION HISTORY				DATE	APP'D.
ECD	ZONE	REV.	DESCRIPTION		



NOTES: UNLESS OTHERWISE SPECIFIED,  
 1. SPECIFICATIONS SUBJECT TO CHANGE WITHOUT NOTICE  
 2. KEEP VENTILATION AREAS CLEAN

UNLESS OTHERWISE SPECIFIED, DIMENSIONS ARE IN MILLIMETERS. DIMENSIONS IN PARENTHESES ARE IN INCHES.		DRAWN BY CHECKED BY DATE: 11/24/2024	DRAWING NO. <b>PT32700</b>
DIMENSIONS AND TOLERANCES PER ASME Y14.5M-2018	DIMENSIONS AND TOLERANCES PER ASME Y14.5M-2018	TITLE <b>PT32700</b>	PLANAR SYSTEMS, INC. 1195 MC COMPTON DRIVE BEAVERTON, OR 97006 USA
TOLERANCES X= ±1 Y= ±5 Z= ±1	DIMENSIONS AND TOLERANCES PER ASME Y14.5M-2018	PART NO. 998-2949-00	DRAWING NO. 998-2949-00
DIMENSIONS AND TOLERANCES PER ASME Y14.5M-2018	DIMENSIONS AND TOLERANCES PER ASME Y14.5M-2018	SCALE 15	SHEET 1 OF 1

THIS DRAWING CONTAINS INFORMATION PROPRIETARY TO PLANAR SYSTEMS, INC. AND IS THE PROPERTY OF PLANAR SYSTEMS, INC. ANY REPRODUCTION IN WHOLE OR IN PART WITHOUT THE WRITTEN PERMISSION OF PLANAR SYSTEMS, INC. IS PROHIBITED. THIS DRAWING IS SPECIFIC TO THE PART NUMBER, REVISION, AND QUANTITY SHOWN. ANY CHANGES TO THIS DRAWING MUST BE APPROVED BY PLANAR SYSTEMS, INC. FOR THE REPRODUCTION OF RESULTS BY THE FABRICATOR OF SERVICES TO PLANAR SYSTEMS, INC. AND FROM THAT FABRICATOR TO THE USER OF THIS DRAWING.